



Rwanda Talent Insights Report

Agriculture - Priority Skills

RDB IN PARTNERSHIP WITH LINKEDIN - MARCH 2023 - MARCH 2024

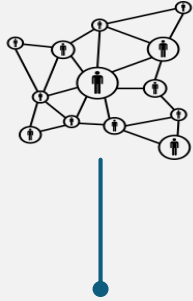


- **Background on LinkedIn Partnership**
- An Overview of agriculture professionals
- Data limitations and recommendations

LinkedIn Partnership with RDB

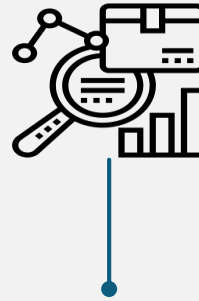
Bridging the information gaps and improving labour market matching and Analytics

Project Framework



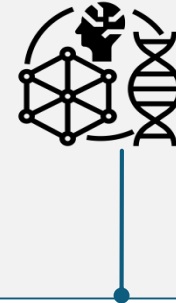
Why LinkedIn

- LinkedIn is the largest professional networking platform.
- The platform has over **1 billion users, over 57 million employers, and over 20 million job postings worldwide.**
- In Rwanda, available data indicates that they are **over 257,000 users** with LinkedIn profiles.



Talent Insights

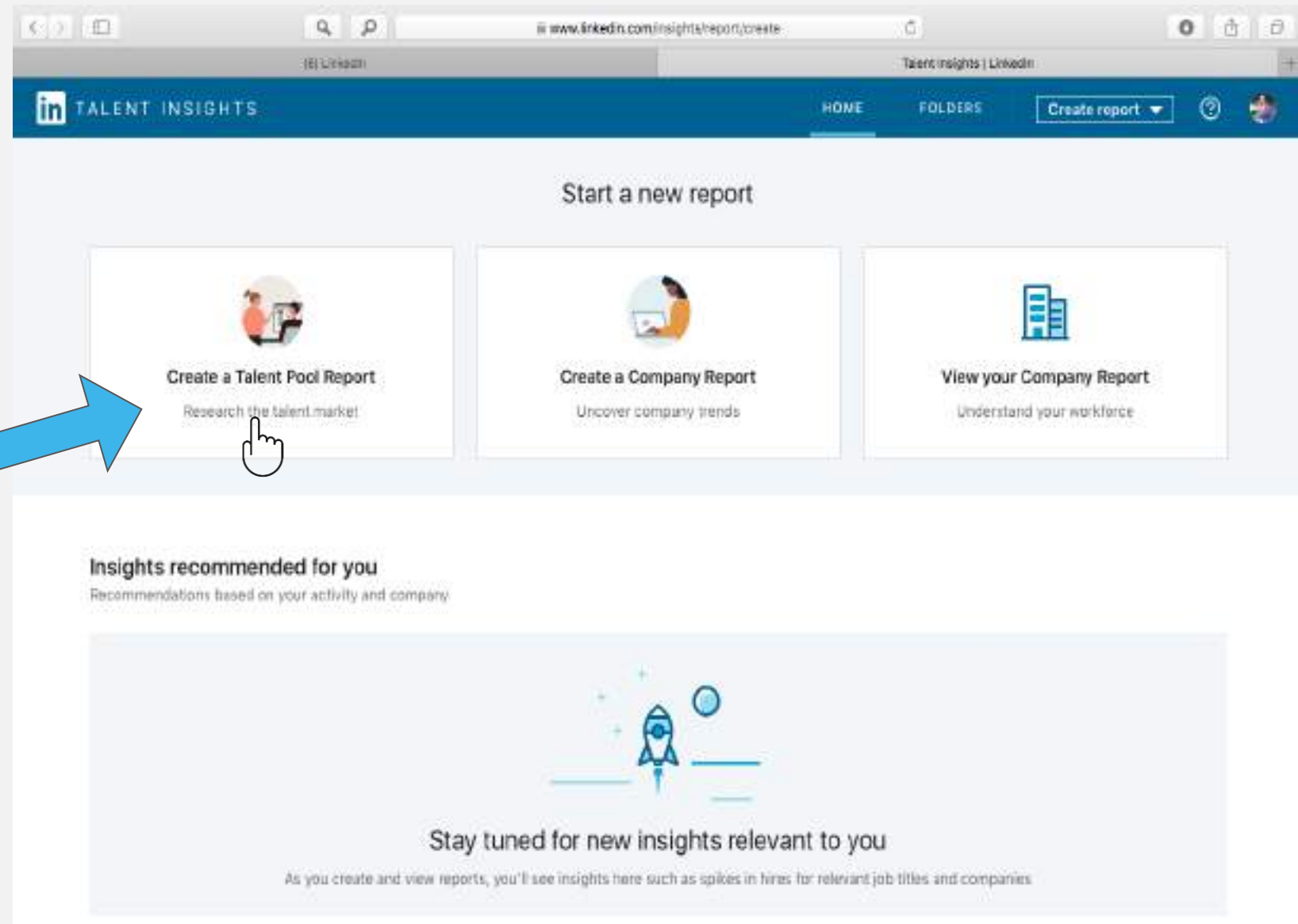
- Is a LinkedIn Product that allows for the extraction of **macro-level data on the local labor market trends.**
- The macroeconomic data provides an outlook of the current local labor market insights which inform evidence-based policy decisions in the country.



The agriculture Sector Report

- Analyzes and provides an overview of the talent trends of professionals in the sector for the last twelve months.
- Identifies critical skills and provides insights on the talent mobility across sectors, countries, and the suppliers of **professionals in the sector.**

Methodological approach

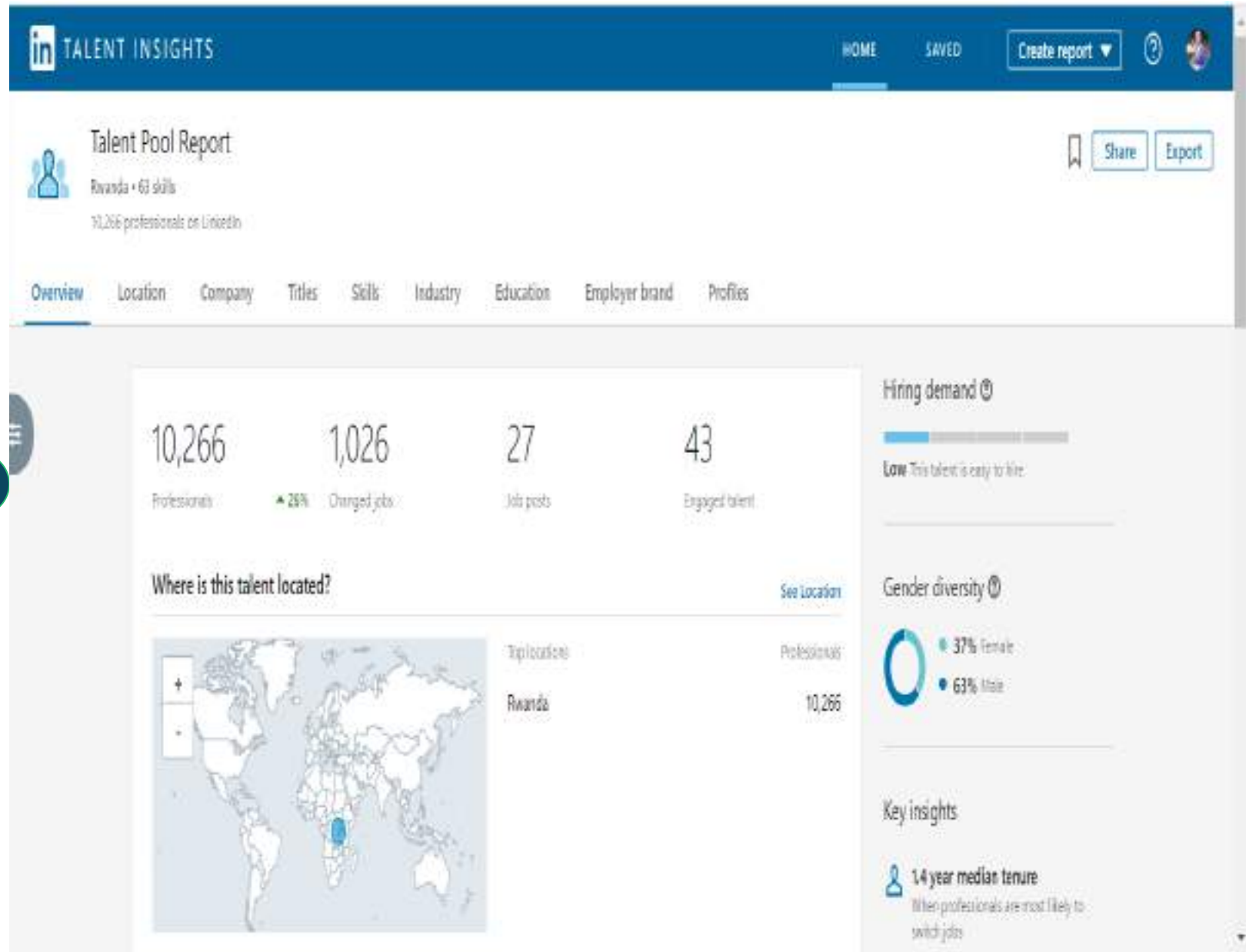


This talent insight report provides an outlook of stock of agriculture professionals in the sector on LinkedIn. It indicates talent mobility within and across the sector.

The following steps indicates how key information on the agriculture professionals in Rwanda are generated from LinkedIn:

- Create a Talent pool report.
- Use different filters (**Job title, Location, Skills, Industry, Function**) to narrow down the data/search/ to your preference.

The picture displays an overview of data for agriculture professionals in the sector



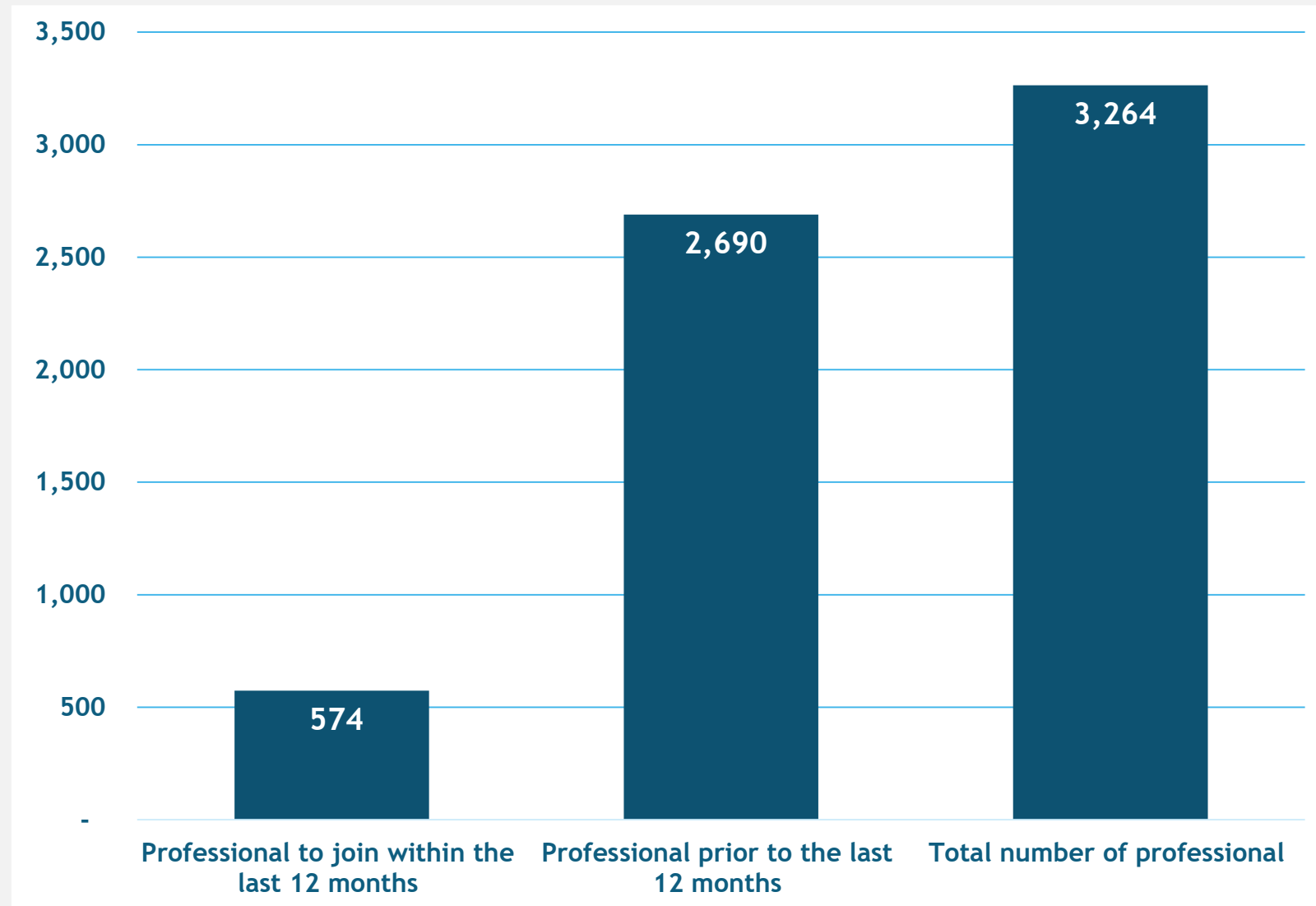
This data highlights:

- 1) Where Rwanda is gaining and losing professionals;
- 2) Top recruiting firms;
- 3) Top titles;
- 4) Top skills;
- 5) Top industries;
- 6) Education details.



- Background on LinkedIn Partnership
- **An Overview of agriculture professionals**
- Data limitations and recommendations

Annual trends of professionals in the agriculture sector



In Rwanda, there was total Talent pool of 3,264 agriculture professionals in the Sector on LinkedIn, out of which 574 joined within the last 12 months of the analysis

In the last 12 Months, the stock of finance professionals increased by 21.3%.

Note: This data only represents professionals with active LinkedIn accounts. This number does not, in reality represent the number of professionals in Rwanda

Gained Talents:

In the last 12 Months,

- Rwanda has gained a total of **113 professionals** from around the world. Mainly from the **United States (17)**, **Kenya (10)** and **France (7)**.

Lost Talents:

In the last 12 months

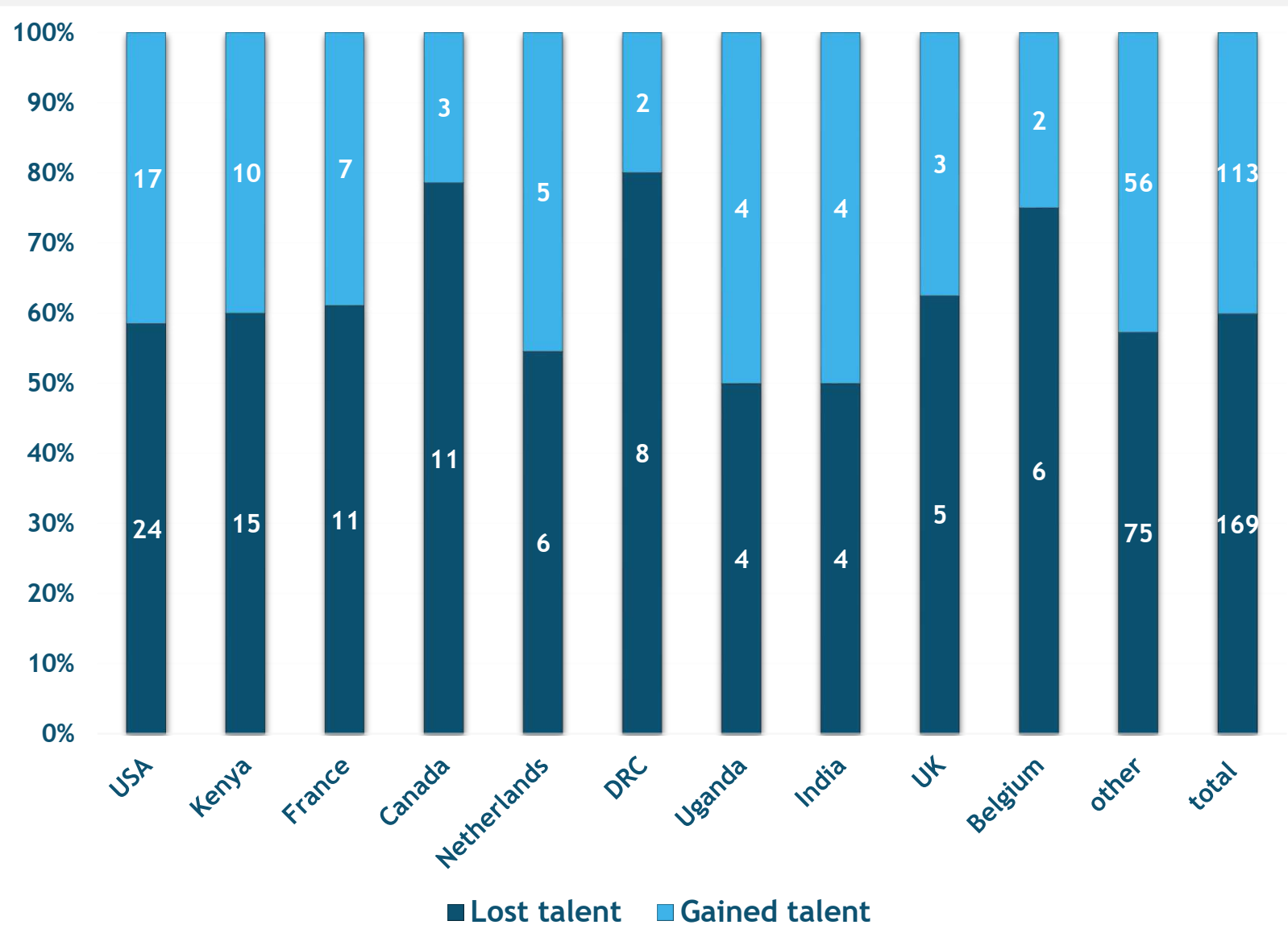
- Rwanda lost a total of **169 professionals** to countries around the world. Mainly to the **United states (24)** followed by **Kenya (14)**, **France (11)** and **Canada (11)**.

Other countries (not displayed on the graph):

- Rwanda gained a total of **(56) professionals** and lost a total of **(75) professionals** from other countries, notably: **United Arab Emirates**, **Mauritius** and **Ethiopia** to name a few.



Trends of talent mobility in the last 12 months

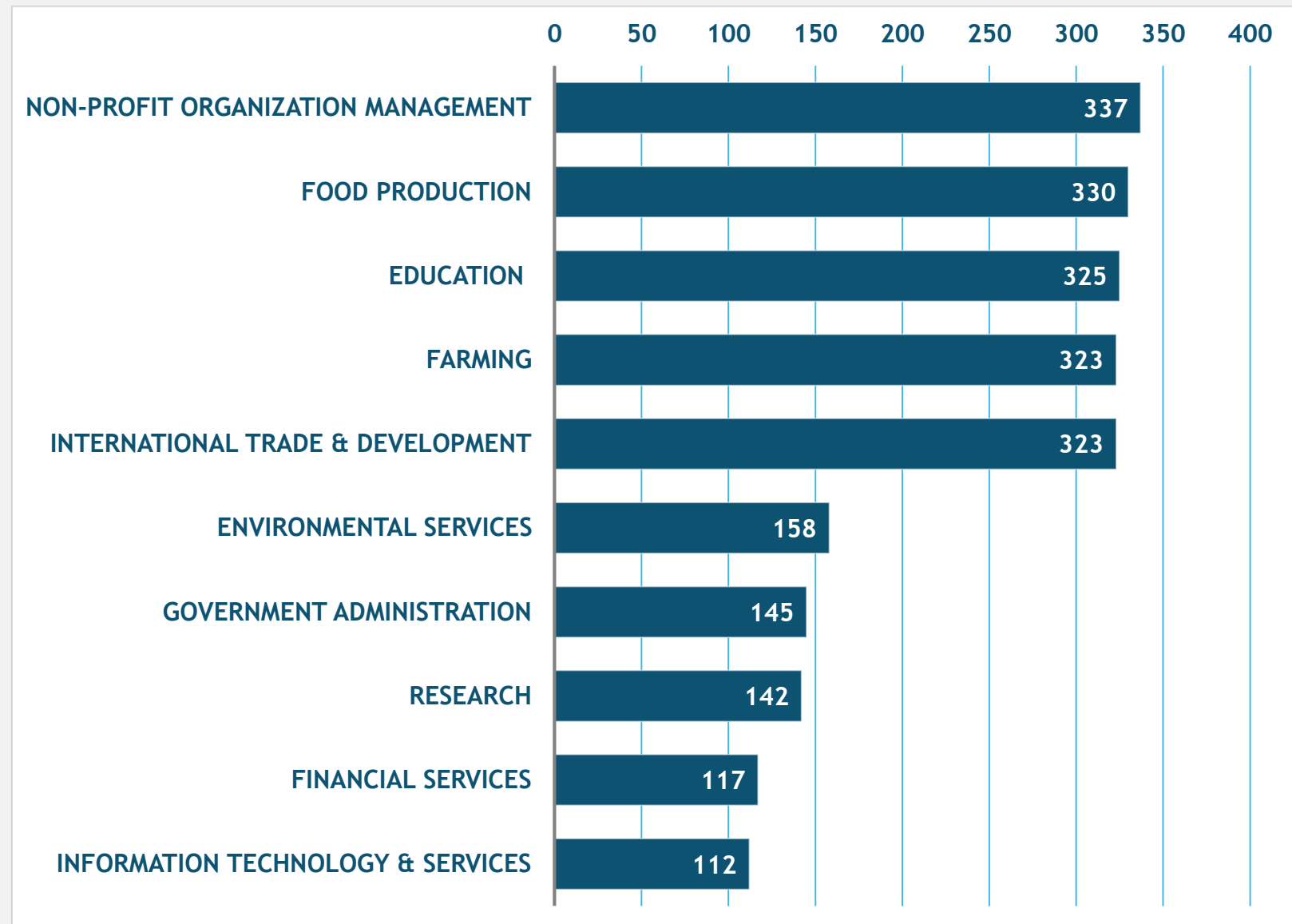


Note: This data only represents professionals with active LinkedIn accounts. This number does not, in reality represent the total talent mobility of these professionals in Rwanda

Top Industries Employing these Professionals

Top industries employing professionals from this talent pool are **NGO's, Food Production and Education.**

Other interesting industries to not make the top 10 were;
Management consulting (91) & Medicine (70)



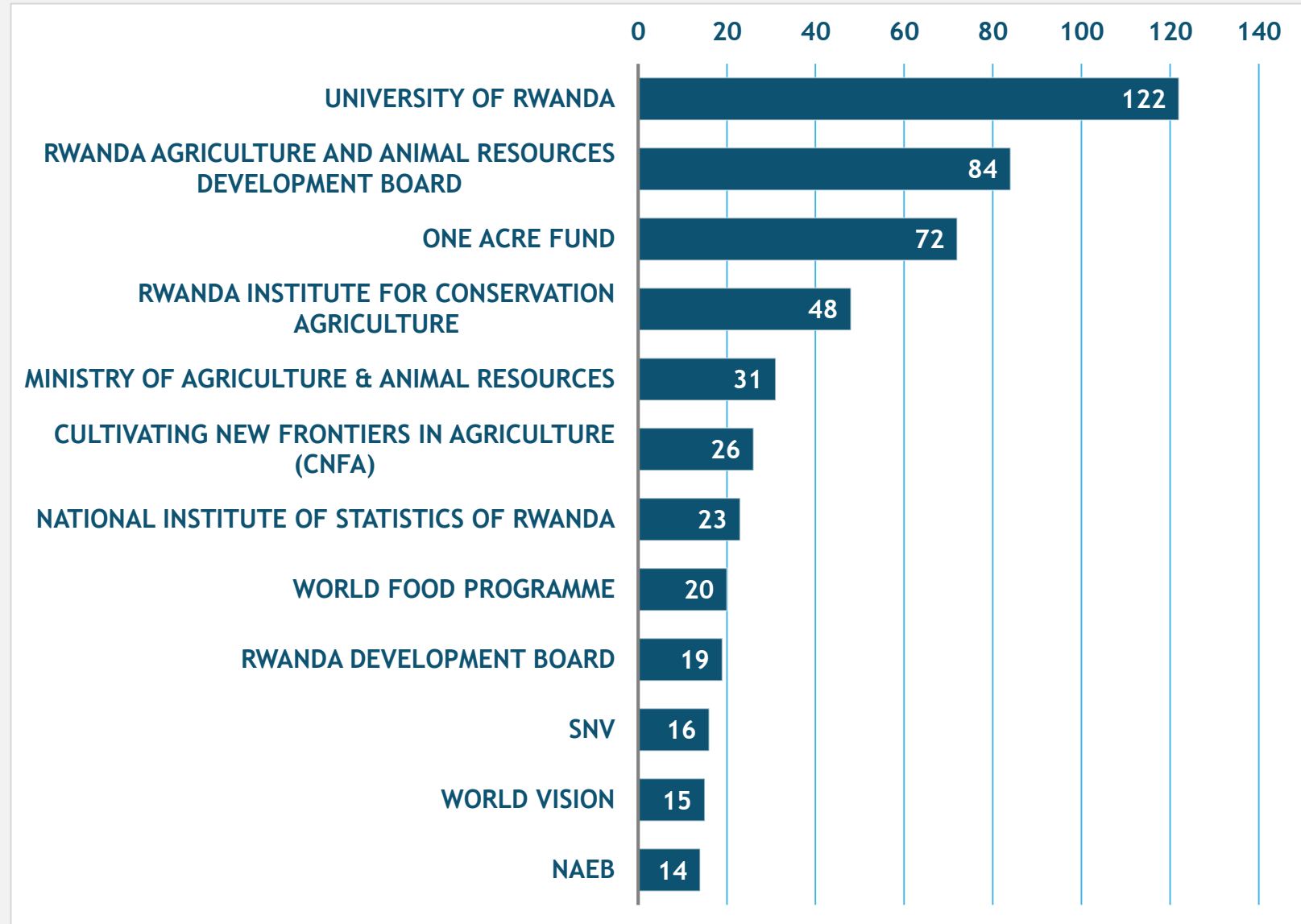
Note: This data only represents professionals with active LinkedIn accounts. This number does not, in reality represent the number of industries employing in this talent pool in Rwanda

The top employers in the agriculture sector are widely distributed among different employers

The top 12 employers only employ 15% of the total Professionals from this talent pool. Reason being either one or two of the following:

- 1) Widespread of employers employing one or two employees from this talent pool
- 2) A good number of these professionals are self-employed or have not listed a place of work.

Top Employers among these Professionals

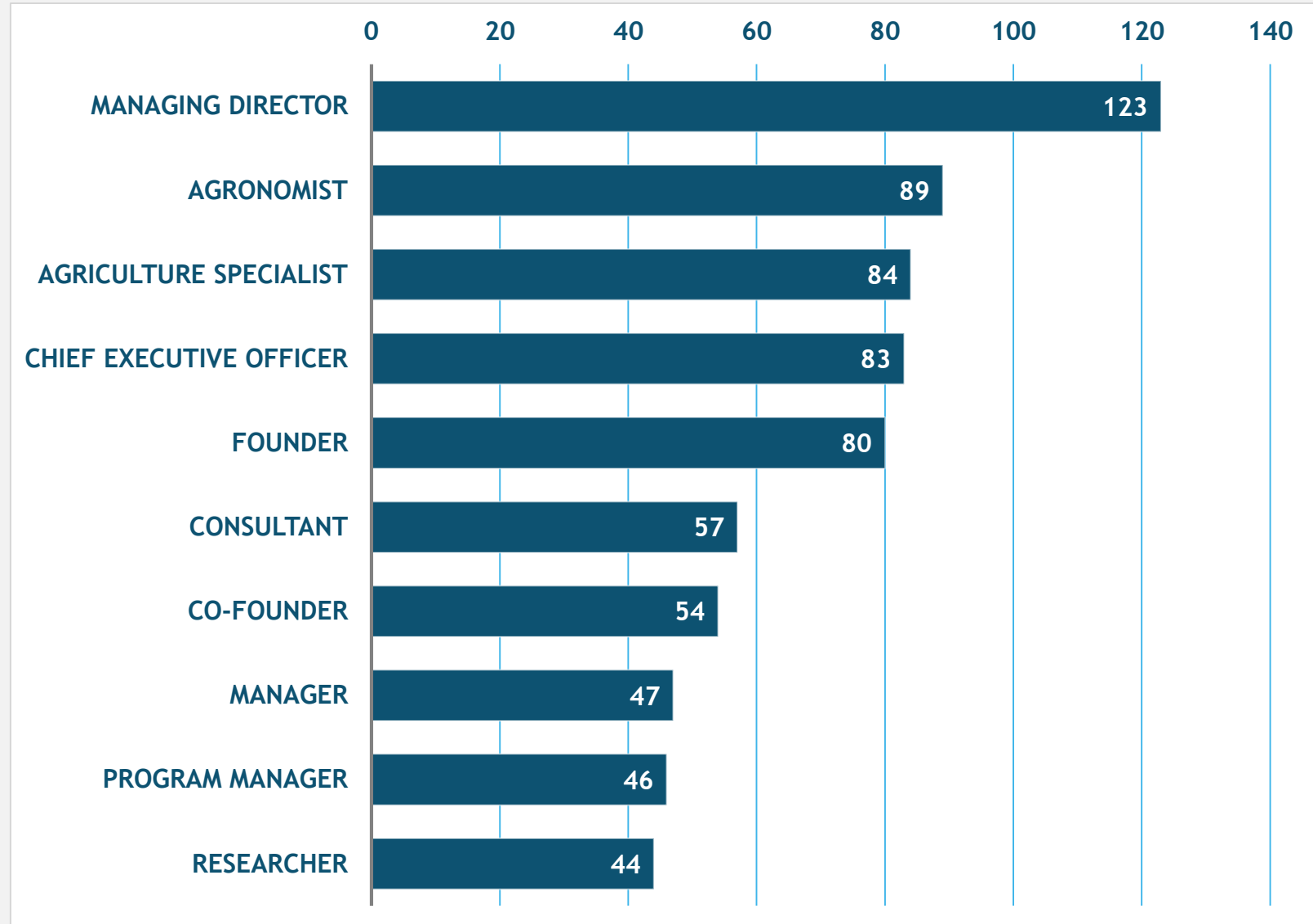


Note: This data only represents professionals with active LinkedIn accounts. This number does not, in reality represent the total number of employers employing in Rwanda

Top Job titles among these professionals

The most common titles among this talent pool are Managing Directors, Agronomist, & Agriculture specialists.

A good % of these professionals within this talent pool are leaders within their organizations as you can see titles like: directors, managers, CEO's and founders.

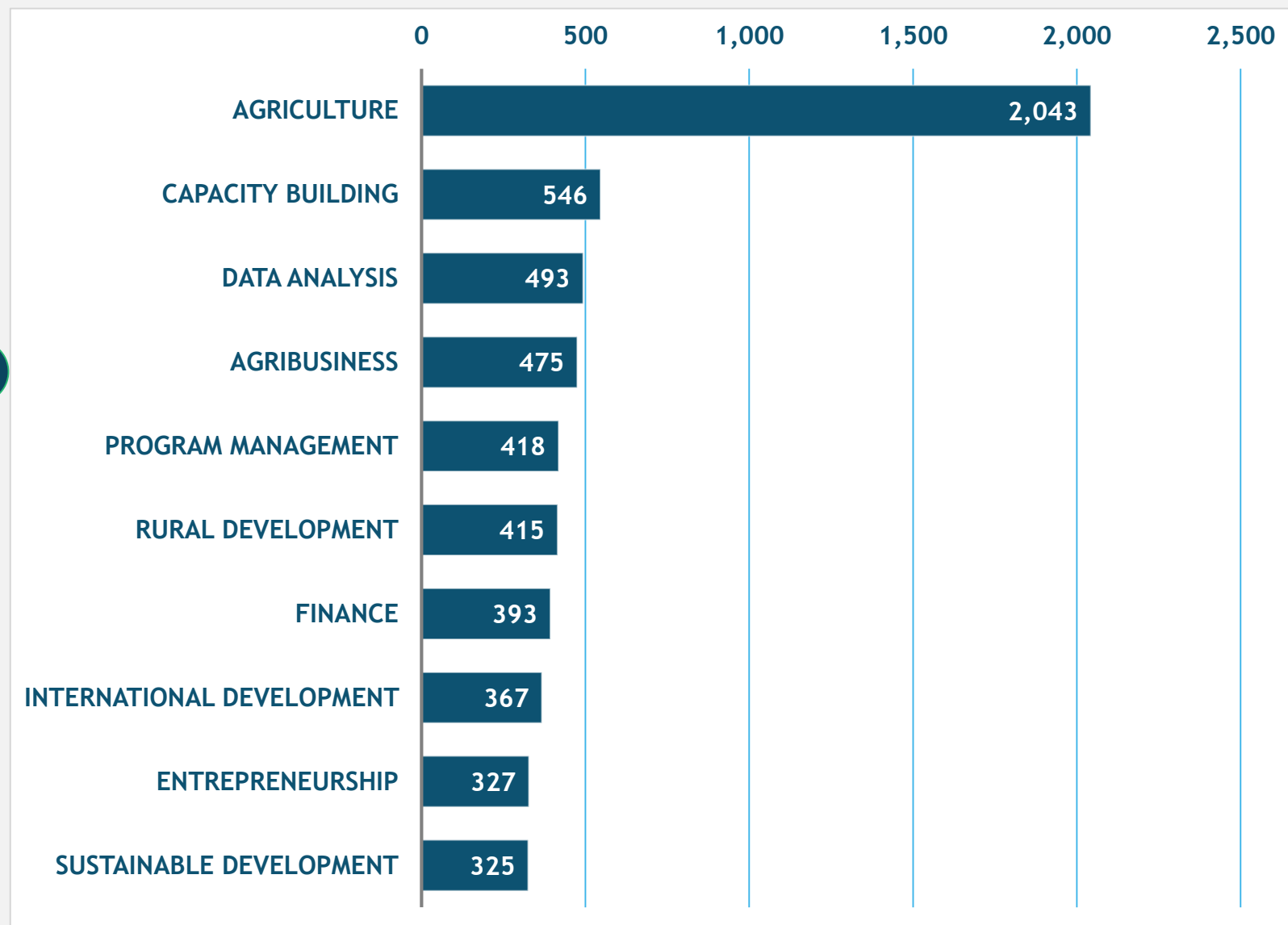


Note: This data only represents professionals with active LinkedIn accounts. This number does not, in reality represent the number of job titles among finance professions in Rwanda

Top 10 skills among these professionals

The most common skills among professionals of this talent pool are **Agriculture (2,043)**; **Capacity Building (546)**; & **Data analysis (493)**.

Other interesting top skills related to this sector not displayed on the graph are: **Nutrition(274)**, **Economics (259)**, **Business planning (254)** & **Policy analysis (253)**.

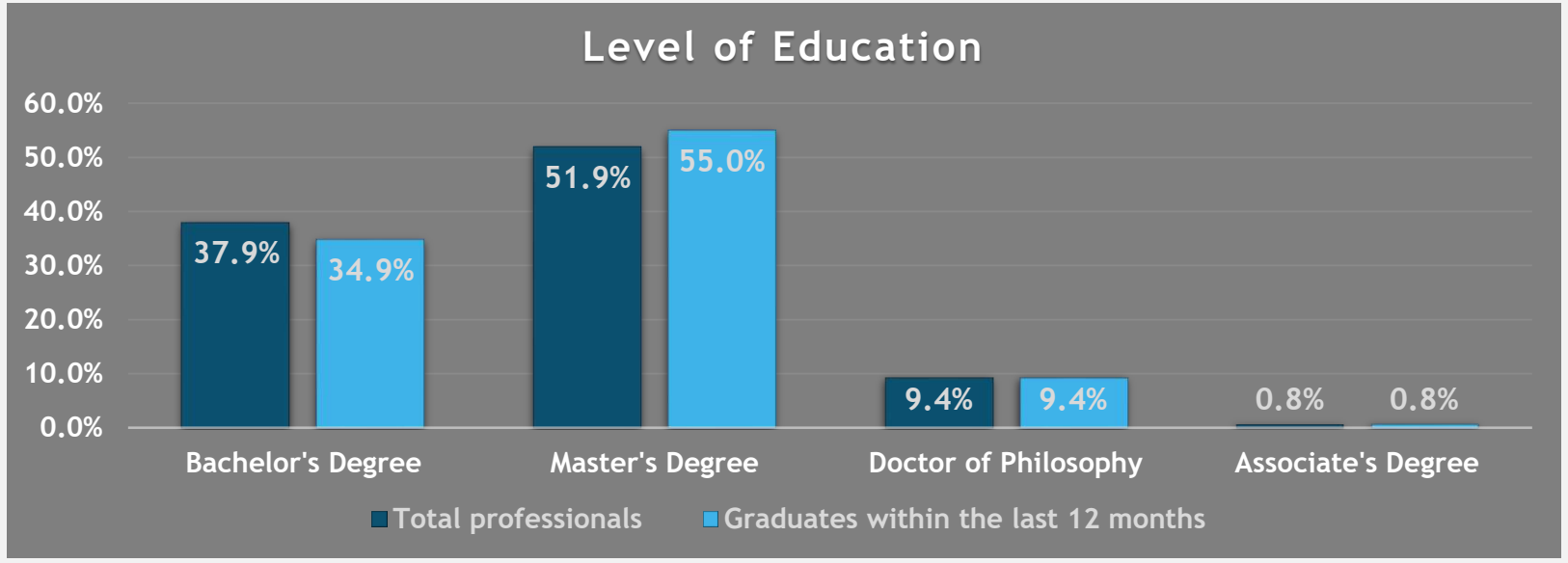



Note: This data only represents professionals with active LinkedIn accounts. This number does not, in reality represent the number of people with these skills in Rwanda

The majority of the talent pool have an education background in **Agriculture(380)**, **Development studies (313)** and **Economics (271)**

- For the level of Education, the total number of professionals from talent pool; **37.9% bachelors degrees; 51.9% had masters degrees, 9.4% had doctorates & 0.8% had associate degrees.**
- For those that graduated within the last 12 months **34,9% had bachelors degrees, 55% had masters degrees, 9.4% had doctorates and 0.8% had associate degrees**
- Associate degrees relate to undergraduate degrees usually lasting 2-3 years. The level of qualification is between high school diploma and bachelors

Agriculture sector - Field and Education Level

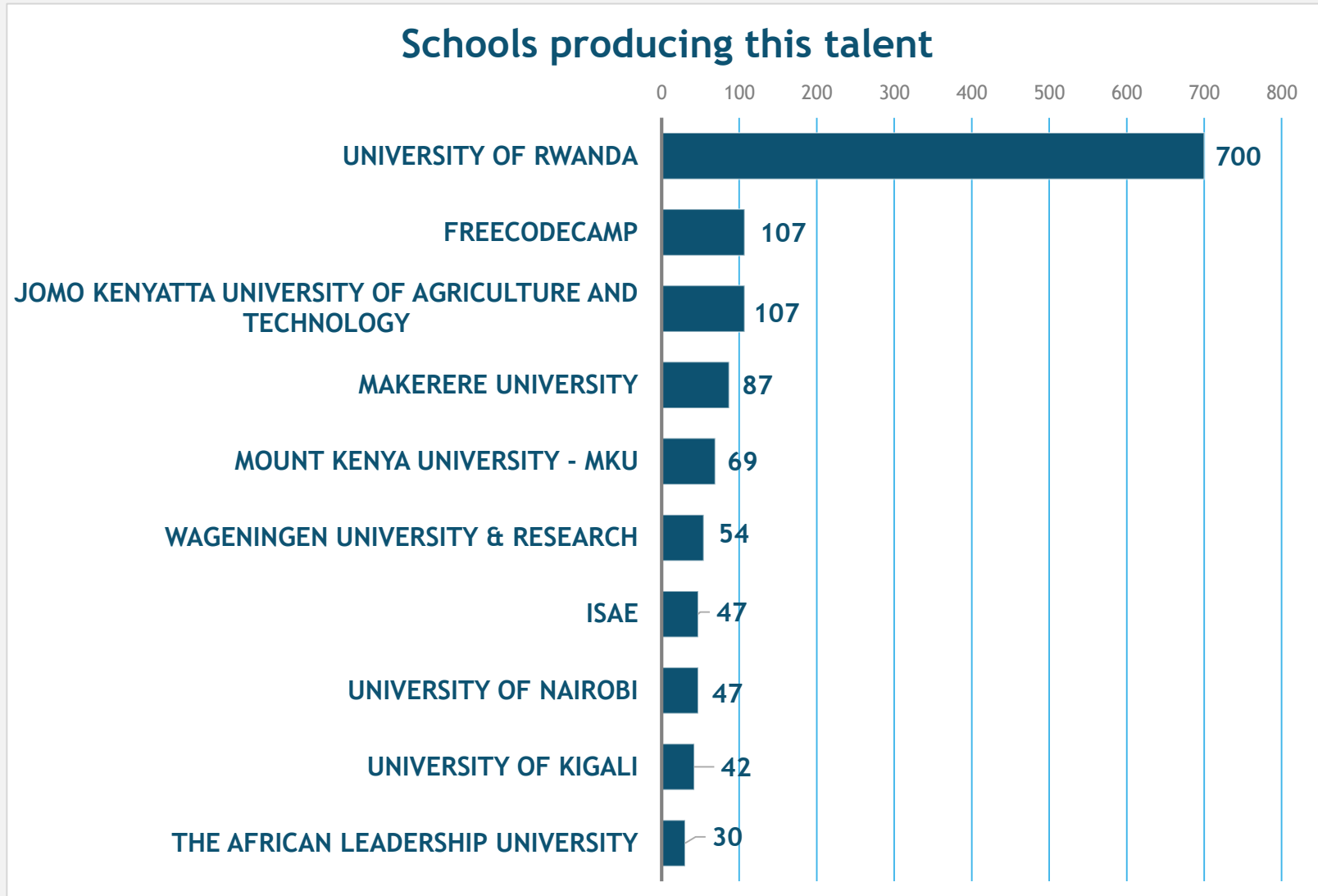


Note: This data only represents professionals with active LinkedIn accounts. This number does not, in reality represent the total education levels or fields of study

Agriculture Sector Report - Education II

University of Rwanda is the biggest Institution producing 21% of the total talent.

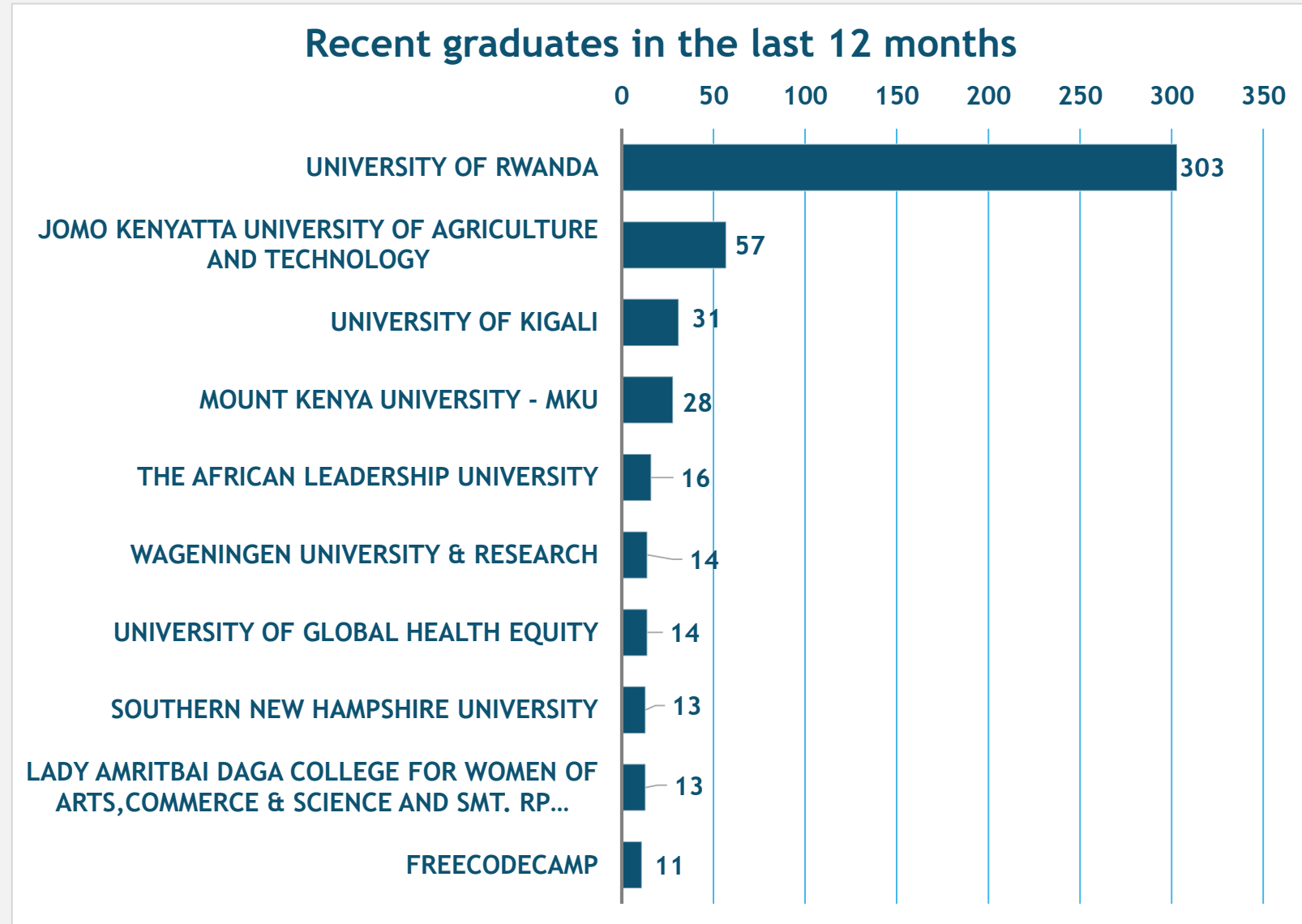
Universities producing talents in the agriculture sector comprise of mix of local universities and international universities.



Note: This data only represents professionals with active LinkedIn accounts. This number does not, in reality, represent the total number of professional being produced by each University.

Agriculture Sector Report - Education III

These are the top 10 schools that produced talents from the last 12 months (Fresh Graduates).



Note: This data only represents professionals with active LinkedIn accounts. This number does not, in reality represent the number of graduates per University over the last 12 months



- Background on LinkedIn Partnership
- An Overview of agriculture Professionals
- **Data limitations and recommendations**

Data Limitations

Currently, the number professionals within the agriculture sector on LinkedIn is moderately low compared to other sectors, with the total number of professionals on LinkedIn in Rwanda standing at 3,264. However, recent trends are showing gradual increase. Its imperative to continue mobilization of individuals particularly professionals to join LinkedIn. This will improve labor market analytics and thus improve the labor matching within the agriculture sector in Rwanda. Here below, the report presents data limitations and suggested recommendations moving forward.

Sample Size

- > Limited number of users on LinkedIn in Rwanda
- > Small number of employers using LinkedIn

Quality of Data

- > Data is dependent on how individuals set up their profiles (i.e. employment status, location, etc)
- > Limited availability of search filters (tags, location, Rwandan Diaspora)

Data Analysis

- > Searches are real time (no time customization possible and no time series data)

Recommendations

Increase users on LinkedIn

- > Outreach to Universities and Employers
- > Engage and encourage companies, recruitment agencies, and employment service centers to use LinkedIn

Educate about the Platform

- > Offer trainings at Universities and Employers on how to use the platform
- > Conduct Sessions on Improving LinkedIn Profiles (“Rock your Profile” Sessions)
- > Publish content on social media

Improve and track matching

- > Generate data on the number of jobs matched through the platform

Thank you